

Issued Building Permit Summary (2001-2012)

(with 2013-2014)
February 10, 2015

Dwelling units approved through building permits issued for new residential construction by structure type, Eugene, Jan 1, 2001 to Dec 31, 2014

Structure type	2001	2002	2003	2004	2005	2006	2007	2008	2009	2010	2011	2012
Single-family detached	712	739	630	674	831	587	329	208	129	174	135	135
Single-family attached	6	2	4	5	63	6	50	14	19	25	2	17
Two to four units	37	19	42	67	73	46	61	17	34	31	49	60
Five or more units	64	127	5	230	453	323	191	123	179	157	431	682
Total	819	887	681	976	1420	962	631	362	361	387	617	894
Percent of Total (2001-2012)	9%	10%	8%	11%	16%	11%	7%	4%	4%	4%	7%	10%

2013	2014
183	246
11	10
80	38
849	918
1123	1212

check sum
11332

Number of dwellings by year & Mix of number of dwellings issued by year

Year	Issued Dwellings	Single-family	Multi-family
2001	819	711	107
2002	887	738	148
2003	681	631	51
2004	976	672	302
2005	1,420	831	589
2006	962	587	375
2007	631	329	302
2008	362	210	154
2009	361	129	232
2010	387	174	213
2011	617	137	482
2012	894	134	759
2013	1,123	183	940
2014	1,212	246	966
check sum	11,332	5,712	5,620

Grand total Averages*

01-08' avrg	01-'12 avrg	01-'14 avrg
70%	59%	50%
30%	41%	50%
100%	100%	100%

*total SF du/total du & total MF du/total du

Number of dwellings issued by period

Period	Issued Dwellings
2001-2008	6,738
2009-2012	2,259
2013-2014	2,335

2001-2008:			2001-2012:			2001-2014:		
Total	% of Total	Annual Average	Total	% of Total	Annual Average	Total	% of Total	Annual Average
4,710	70%	589	5,283	59%	440	5,712	50%	408
150	2%	19	213	2%	18	234	2%	17
362	5%	45	536	6%	45	654	6%	47
1,516	22%	190	2,965	33%	247	4,732	42%	338
6,738	100%	842	8,997	100%	750	11,332	100%	809

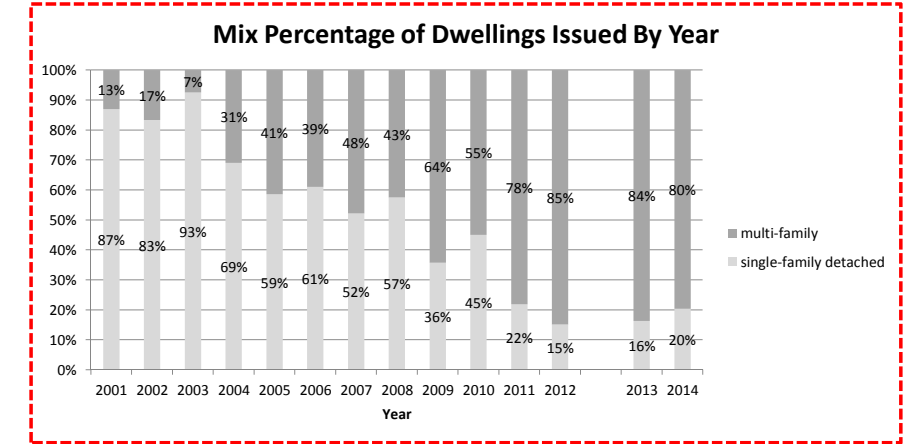
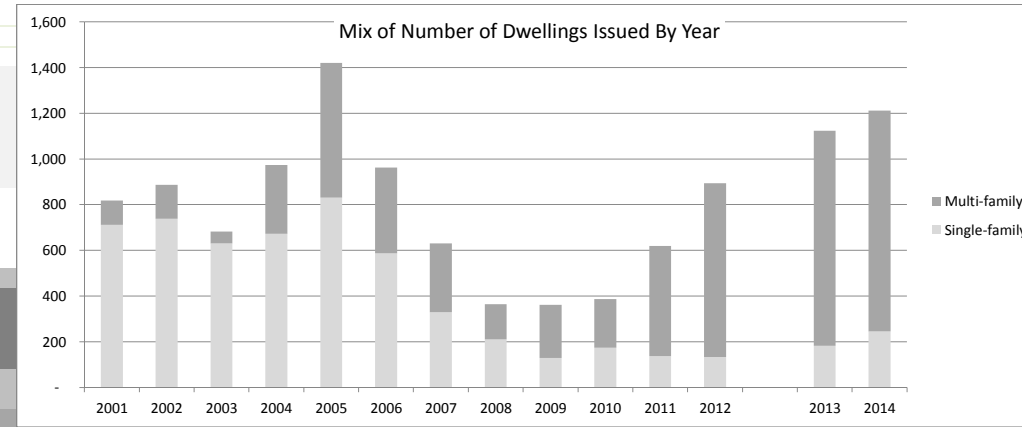
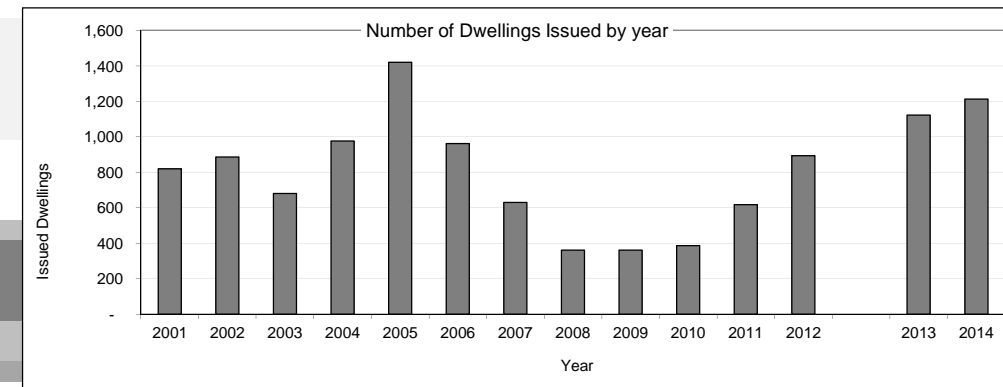
Housing mix percentage of dwellings issued by year

Permit "Housing Mix"	2001	2002	2003	2004	2005	2006	2007	2008	2009	2010	2011	2012
single-family detached	87%	83%	93%	69%	59%	61%	52%	57%	36%	45%	22%	15%
multi-family	13%	17%	7%	31%	41%	39%	48%	43%	64%	55%	78%	85%
check	100%	100%	100%	100%	100%	100%	100%	100%	100%	100%	100%	100%

2013	2014
16%	20%
84%	80%
100%	100%

Notes on structure type categorization for building permits:

- Permits with 1 apartment are included in two to four units (e.g. apartment for a storage facility security person)
- Permits that appeared to be for a Group Quarters building were removed from the totals
- Secondary dwelling units can be attached or detached, but were categorized here as single-family detached



NOTES:

- *Replacement dwelling units were counted as new units because they were a permit for a housing type. Even in-kind replacements (e.g. manufactured homes in parks) were counted as a new unit.
- *No attempt was made to get at a "net" number of dwelling units on a site. For instance, replacement of a single-family with a duplex was counted as 2 proposed units (e.g. a duplex). Replacement of a duplex with a single-family home was counted as 1 proposed unit (e.g. a single-family home).
- *No attempt was made to clean-up the categories of SFA, apartment 1-4 units, duplex/2-family housing, and condo-row-townhouse as they seem to be used somewhat interchangeably within the building permit database.

Notes on structure type categorization for building permits:

- Permits with 1 apartment are included in two to four units (e.g. apartment for a storage facility security person).
- Permits that appeared to be for a Group Quarters building were removed from the totals
- Secondary dwelling units can be attached or detached and the building permit is not always clear on this so they were all categorized here as single-family detached

